



QUICK START GUIDE

Common Items

Should be placed where they do not interfere with play.

Items for Each Player

Must be placed in front of each player.

16 Crystal Pieces (18 pcs.)



17 Treasure Den Board *3



18 Treasure Tokens (4 types x 3) *4




Place each type face up in the center of the Treasure Den Board.

19 GoT Pieces (4 types) *2



Place one at each of the four corners of the Treasure Den Board.

20 Base Flags (4 types)



The Flag of each player's color (crest). Lay it down next to the Acquisitions Board.

Game Components and Setting

1 Tool Tokens (6 types x 3)



Place in the gray cloth bag (Tool Bag 2).

*When playing on Stage Sheet A, remove all Take and Hashigo.

*On 2-player games, remove one each of all types.

3 Mission Cards (4 difficulty levels)



Choose one for the game and place where it can be easily seen by each player.

4 Weapon Tokens (4 types x 3)



Place in the red cloth bag (Weapon Bag 5).

Main Board

6 Base Board

7 Stage Sheets *1

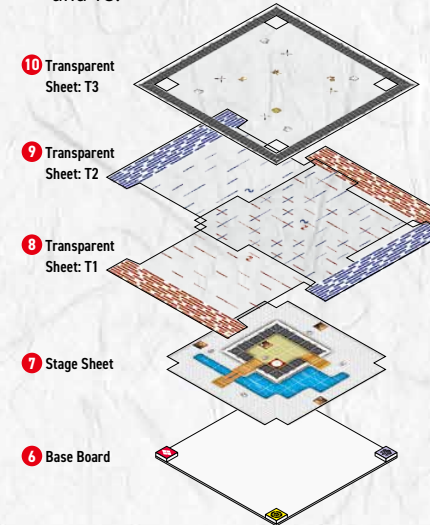
(STANDARD: 2-5 types, DELUXE: 6-9 types)

8 Transparent Sheet: T1

9 Transparent Sheet: T2

10 Transparent Sheet: T3

- Choose one Stage Sheet 7 for the game.
- The order of layering on the Main Board must be, from the bottom, Base Board, Stage Sheet, Transparent Sheet: T1, T2, and T3.



11 Ninja Pieces (4 types) *2



The Ninja of each player's color (crest). Place on their own Bases at the four corners of the Main Board.

12 Shinobi/Summon Chips (16 pcs.)



14 Summon Cards (8 types)



Shuffle well and place face down.


*On 2-player games, remove the cards printed "3".

21 Markers (5 types x 4 sets)



The four types of Markers of each player's color and the Injury Marker (white).

22 Acquisitions Boards (4 types)



The board of each player's color (crest) used as a place to store belongings.

23 Quick Reference Cards (1 type x 4)



If necessary, for reference during play.

How to Play

Links to Detailed Game Rules PDF

ENGLISH



FRANÇAIS



DEUTSCH



ITALIANO



Direct links to chapters (English)



Preparation



Proceeding with the Game



Basics of Turn Play



Moving Ninja



Moving Walls



Acquiring Items



Using Tools



Using Weapons



Summoning and Manipulating the GoT



Game Climax

